

MEDIUM DUTY TROLLEY



LDT MODEL SHOWN

LDT

Medium Duty Trolley Operators are engineered for standard lift doors.

FEATURES


- 1/2 HP 115V/60 HZ-1 Phase Motor
- 3 Button station (NEMA 1)
- 1500 RPM, high starting torque motor with overload protection
- LX 900 BOARD Standard Features (See Accessories cut sheet for more details)
 - B2 Mode, C2 Mode, TTC Mode
- On board, Open, Close, & Stop for ease of setting limits
- Photo-eyes included
- Pre-wired to accept sensing devices
- 24 Volt accessory power
- On board (372 MHz) receiver capable of programming up to 20 transmitters
- External receiver connection
- Ground level disconnect for manual operation
- NEMA 1 Electrical enclosure
- Adjustable friction clutch
- Primary drive: Heavy Duty (4L) V-Belt
- Door speed: Approx. 10" per second
- Standard chain/sprocket: #65 (secondary) #65 chain (output)
- Doors up to 16 feet high
- Warranty
 - 2 years on parts and motor

LDT Series Options

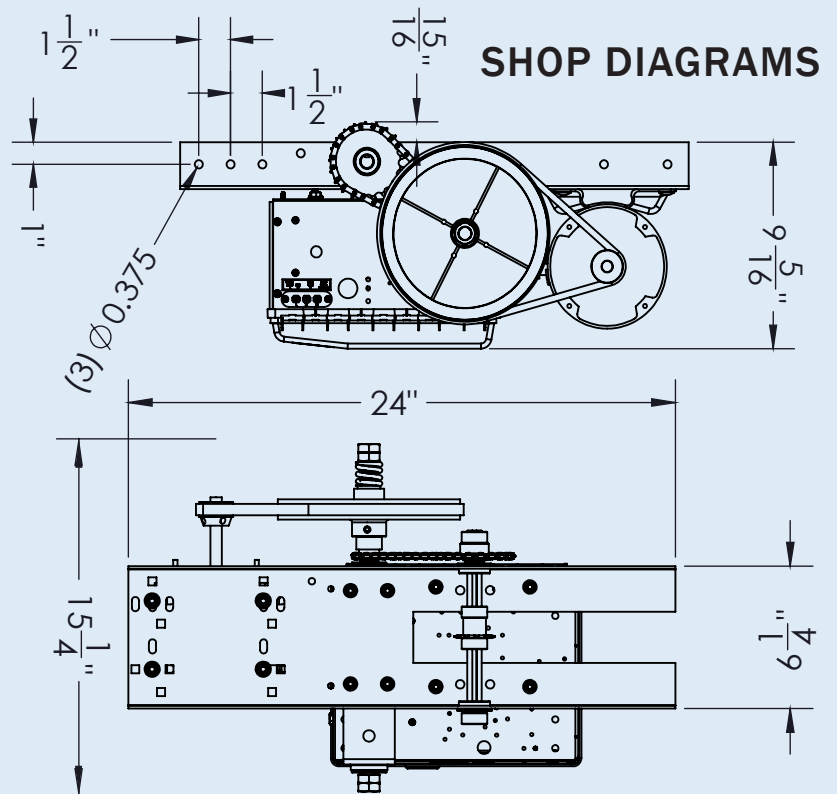



LDT	
LDTB	X

Easy to release trolley for manual operation.



Manual Operation Release
Trolley automatically reconnects or can be manually reconnected with ease.



Intertek

PROUDLY ASSEMBLED IN NORTH AMERICA



READY TO ORDER?

Please have the following information available:

- Optional solenoid brake
- Height of the door
- Area of the door
- Number of transmitters needed

800-233-3599
ARIZONA

101 N. 57th Ave.
Phoenix, AZ
85043

800-234-5969
NEW JERSEY

613 Industrial Rd.
Carlstadt, NJ
07072

800-338-5399
OHIO

111 Weires Dr.
Archbold, OH
43502

888-589-5969
QUEBEC

175 Upper Eddison Ave.
St. Lambert, QC
J4R 2R3

888-839-5969
ONTARIO

6311 Vipond Dr.
Mississauga, ON
L5T 1T7